

Steel shelving offers excellent long-term value because of its versatility and durability. Durand offers a complete line-up of shelves, uprights and accessory components needed to meet every shelving requirement.

The Durand shelf is a welded box-type design that combines high load carrying capacity with rugged good looks that are at home in any environment. Uprights are punched on 1½" centers, to allow design and


installation flexibility for individual units, continuous runs, and narrow profiles for maximum shelf utilization. All styles allow for each shelf to be positioned independent of the shelf/shelves in the adjoining unit.

Component Parts

Offset-Angle Post

This strong basic upright offers optimum design flexibility for individual and continuous units.

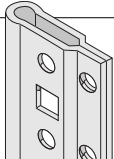
Cat. No.	Height
78-0031	3' 1"
78-0061	6' 1"
78-0071	7' 1"
78-0081	8' 1"
78-0101	10' 1"



Beaded Post

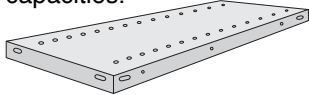
Maximum strength common upright, ideal for continuous runs and two level capacity.

Cat. No.	Height
78-0131	3' 1"
78-0161	6' 1"
78-0171	7' 1"
78-0181	8' 1"
78-0111	10' 1"



Welded Box Shelf

For maximum strength, the front and rear edges are formed and welded into a tubular box design and the corners are lapped and spot welded. Available in a wide range of sizes and capacities.



Cat. No.	Capacity*	Sizes
22 GA.		
78-3612H	600#	36" w x 12" d
78-3615H	600#	36" w x 15" d
78-3618H	600#	36" w x 18" d
78-3624H	600#	36" w x 24" d
78-4212H	500#	42" w x 12" d
78-4215H	500#	42" w x 15" d
78-4218H	500#	42" w x 18" d
78-4224H	500#	42" w x 24" d
78-4230H	500#	42" w x 30" d
78-4812H	400#	48" w x 12" d
78-4815H	400#	48" w x 15" d
78-4818H	400#	48" w x 18" d
78-4824H	400#	48" w x 24" d

Continued Top of Next Column

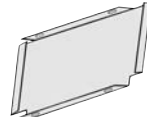
Welded Box Shelf (continued)

	20 GA.	
78-3612EH	800#	36" w x 12" d
78-3615EH	825#	36" w x 15" d
78-3618EH	900#	36" w x 18" d
78-3624EH	800#	36" w x 24" d
78-4212EH	650#	42" w x 12" d
78-4215EH	650#	42" w x 15" d
78-4218EH	720#	42" w x 18" d
78-4224EH	700#	42" w x 24" d
78-4230EH	650#	42" w x 30" d
78-4812EH	600#	48" w x 12" d
78-4815EH	600#	48" w x 15" d
78-4818EH	600#	48" w x 18" d
78-4824EH	560#	48" w x 24" d

*Capacities are based on evenly distributed loads and include a minimum 1.65 safety factor. Heavier capacities are available. Call for pricing and delivery information.

Shelf Dividers

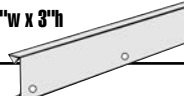
Cat. No.	Sizes
78-1206	12" d x 6" h
78-1209	12" d x 9" h
78-1806	18" d x 6" h
78-1809	18" d x 9" h
78-1812	18" d x 12" h
78-1816	18" d x 16½" h
78-2406	24" d x 6" h
78-2409	24" d x 9" h
78-2412	24" d x 12" h



Bin Fronts

(for use with angle posts only)


Cat. No.	Sizes
78-3603	36" w x 3" h
78-4803	48" w x 3" h



Back Sway Braces

Required to maintain side-to-side rigid structure.

Cat. No.	Shelf Sizes
78-3630	30" & 36" w
78-4842	42" & 48" w



Side Sway Braces


Required to maintain front to back rigid structure.

Cat. No.	Shelf Sizes
78-1215	12" & 15" d
78-1824	18" & 24" d

Side Panels

Solid steel sheet/panel for closed shelving units. (Combine panels to get required height.)


Cat. No.	Sizes
78-1231	12" d x 37" h
78-1241	12" d x 49" h
78-1531	15" d x 37" h
78-1541	15" d x 49" h
78-1831	18" d x 37" h
78-1841	18" d x 49" h
78-2431	24" d x 37" h
78-2441	24" d x 49" h



Back Panels

Solid steel sheet/panel for closed shelving units. (Combine panels to get required height.)

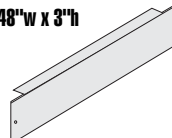
Cat. No.	Sizes
78-3631	36" w x 37" h
78-3641	36" w x 49" h
78-4231	42" w x 37" h
78-4241	42" w x 49" h
78-4831	48" w x 37" h
78-4841	48" w x 49" h



Front Base Strips for Offset Angle Posts

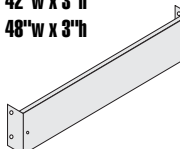
Closes the space between the bottom shelf and the floor.

Cat. No.	Sizes
78-3604	36" w x 3" h
78-4204	42" w x 3" h
78-4804	48" w x 3" h



Front Base Strips For Beaded Posts

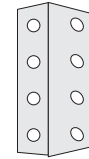
Cat. No.	Sizes
78-3605	36" w x 3" h
78-4205	42" w x 3" h
78-4805	48" w x 3" h



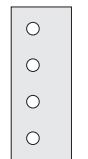
Post Splice Plates

Cat.No. Type Post No. Required

78-0006	Offset	1
78-0007	Beaded	2



(Offset)

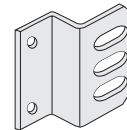


(Beaded)

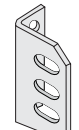
Mezzanine Support Brackets

Cat. No. Type Post

78-0003	Offset
78-0005	Beaded



(Beaded)

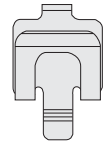


(Offset)

Shelf Clips

One piece compression clip locks firmly in place. Allows full width use of shelf. Included with shelves

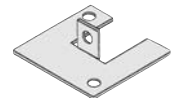
78-0009



Floor Plate

Protects floor surface and distributes weight

78-0008



Extra Nuts & Bolts

Hardware is included where required. Each bag contains additional ¼-20 x ½" slotted bolts and kep nuts.

Cat. No. Quantity

78-0018	18 of each
78-0024	24 of each
78-0048	48 of each
78-0064	64 of each
78-0080	80 of each

