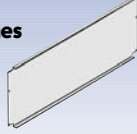


Modesty Panel

Encloses area between legs in front of bench, in lieu of stringer


Cat. No. For Benches
28-1075 60" w
28-1076 72" w



Sliding Doors

Pre-Assembled, ready to install. Includes cylinder lock.

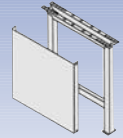
Cat. No. For Benches
28-1085 60" w
28-1086 72" w



Side Panels for Legs

Covers outside of 28-1012 bench leg only for clean, secure appearance.

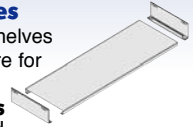
Cat. No. 28-1094



Cabinet Bench Shelves

These special full-depth shelves provide complete enclosure for the bottom of the cabinet.

Cat. No. For Benches
28-6025 60" w x 30" d
28-7225 72" w x 30" d



34" overall height/30" deep/60" & 72" wide

Benches are shown with Laminated Maple Tops.



Model CA
Bench with bottom shelf



Model CB
Bench with bottom & intermediate shelf



Model CC
Bench with two shelves, back & end stops and drawer.



Model CD
Bench with lower shelf and lockable sliding doors.

Top Selections	Model CA		Model CB		Model CC		Model CD	
	60" wide	72" wide	60" wide	72" wide	60" wide	72" wide	60" wide	72" wide
Steel	20-6030S	20-7230S	21-6030S	21-7230S	22-6030S	22-7230S	23-6030S	23-7230S
Resinwood	20-6030R	20-7230R	21-6030R	21-7230R	22-6030R	22-7230R	23-6030R	23-7230R
Plastic Laminate	20-6030P	20-7230P	21-6030P	21-7230P	22-6030P	22-7230P	23-6030P	23-7230P
Laminated Maple	20-6030M	20-7230M	21-6030M	21-7230M	22-6030M	22-7230M	23-6030M	23-7230M

Slotted Angle

Build Your Own Odd-Size Storage Rack, Protective Framing, Platforms and More.



When in-stock selections can't fill the bill, turn to the convenience and strength of Durand Slotted Angle. Galvanized steel. Easily cut with power saw, hacksaw, abrasive cutting tool, or Durand Cutter (see listing at right).

Technical Data

- 14-gauge available in 96", 120" and 144" lengths.
- 12-gauge available in 120" and 144" lengths.
- Horizontal and vertical holes allow precise adjustment.
- Clearly stamped on 3" centers for fast measurements and cuts.
- Easily bolted to form wide varieties of beam/upright configurations.
- Nuts, bolts and gussets (optional), simplify assembly and construction.
- Load capacity tables available on request.

1 1/4-Gauge Slotted Angle for Average Use.

40 nuts and bolts included with each 10-pack 96" long. 75 nuts and bolts included with each 10-pack 120", 144" long.

Cat. No.	Quantity Per Pack	W x D x H
96-1006	10	1 1/4" x 1 1/4" x 120"
96-1108	10	2 1/4" x 1 1/2" x 96"
96-1110	10	2 1/4" x 1 1/2" x 120"
96-1112	10	2 1/4" x 1 1/2" x 144"

1 2-Gauge Slotted Angle for Heavy-Duty Use.

75 nuts and bolts included with each 10-pack.

Cat. No.	Quantity Per Pack	W x D x H
96-1210	10	3" x 1 1/2" x 120"
96-1212	10	3" x 1 1/2" x 144"

(A) Gussets

14-ga. galvanized steel plate, bolts on to assure rigidity. 6" x 6" across.
No. 96-0072

(B) Nuts and Bolts

100 Hexagon head, cadmium plated 5/16" diam. bolts and self-locking nuts.
No. 96-0078

(C) Cutter

Fast, accurate, one person single stroke action.
No. 96-0090

